

客户图

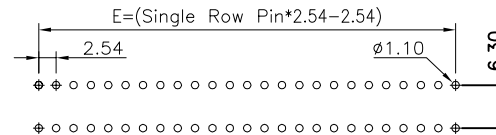
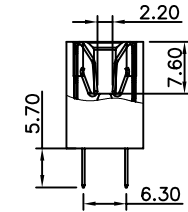
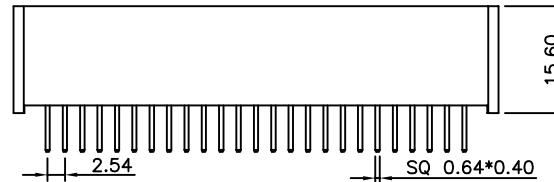
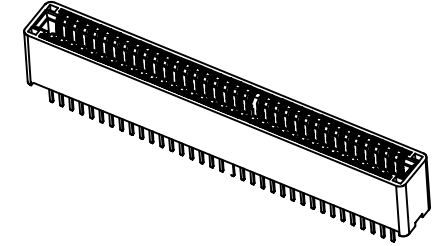
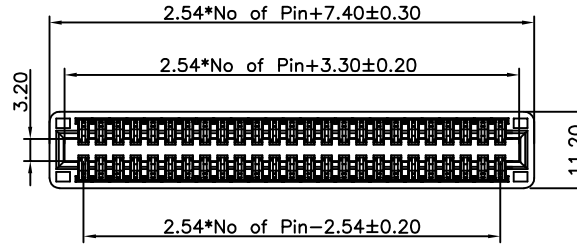
NOTES:

1. FINISH:
 - 1.1 HOUSING: PPS BLACK, UL94V-0.
 - 1.2 CONTACT: COPPER ALLOY, GOLD (SEE P/N) PLATED IN CONTACT AREA, GOLD FLASH PLATED IN SOLDER AREA, 50u"MIN NICKEL UNDERPLATED OVERALL.
2. ELECTRICAL:
 - 2.1 CURRENT RATING: 4.0 AMP, AC/DC
 - 2.2 DIELECTRIC WITHSTANDING VOLTAGE: 750V, AC/Minute
 - 2.3 CONTACT RESISTANCE: 100mΩ MAX.
 - 2.4 INSULATION RESISTANCE: 1000 mΩ Min
 - 2.5 Operation Temperature: -55°C to +200°C
3. SALT SPRAY TEST:
 - 3.1 CONCENTRATION IS 5%, THE TEMPERATURE IS 35±2°C, TEST TIME 8H MIN, NO OXIDATION OR RUST
4. ORDER INFORMATION:

61H9- S XXX XX 156 C 01

180° 直插

Pin 数码	端子电镀:	塑胶高度:
SEE TABLE	S1=1u" Gold/Tin	156=15.60mm
004=2*2PIN	S2=3u" Gold/Tin	
~	S5=15u" Gold/Tin	
150=2*75PIN	S6=30u" Gold/Tin	



RECOMMENDED PCB LAYOUT(TOP SIDE)
PCB BOARD TOLERANCE ±0.05

					OPERATION	DRAW	WLY	2023.05.30	SOLEPIN 东莞市硕品电子有限公司 Professional connector manufacturer DONGGUAN SOLEPIN ELECTRONICS CO., LTD.				
					X.X ±0.40	DESIGN	Jensen	2023.05.30					
					X.XX ±0.25	CHECK	Jack	2023.05.30					
					X.XXX ±0.15	APPROVE	Andy	2023.05.30					
AO		NEW			Angle ±3°				SHEET	1/1	TITLE:	2.54x5.08mm 金手指 180° 直插	
REV	DATE	MODIFICATION DESCRIPTION	CHANGE	APPROVE	DIM. TOL	UNIT	mm	SCALE	1:1	PROJ.	DRAW NO.	SP-951	

客户图

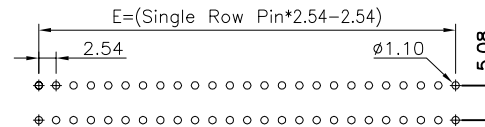
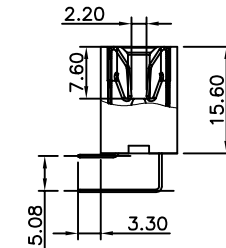
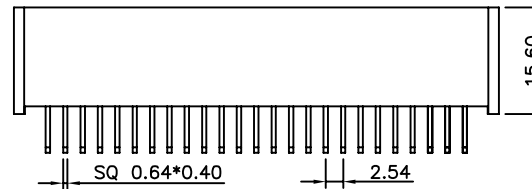
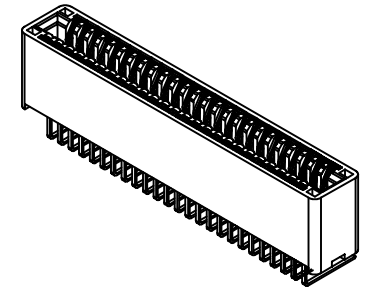
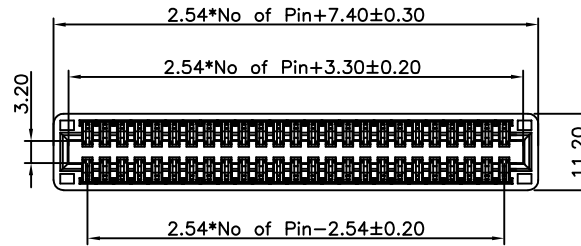
NOTES:

1. FINISH:
 - 1.1 HOUSING: PPS BLACK, UL94V-0.
 - 1.2 CONTACT: COPPER ALLOY, GOLD (SEE P/N) PLATED IN CONTACT AREA, GOLD FLASH PLATED IN SOLDER AREA, 50u"MIN NICKEL UNDERPLATED OVERALL.
2. ELECTRICAL:
 - 2.1 CURRENT RATING: 4.0 AMP, AC/DC
 - 2.2 DIELECTRIC WITHSTANDING VOLTAGE: 750V, AC/Minute
 - 2.3 CONTACT RESISTANCE: 100mΩ MAX.
 - 2.4 INSULATION RESISTANCE: 1000 mΩ Min
 - 2.5 Operation Temperature: -55°C to +200°C
3. SALT SPRAY TEST:
 - 3.1 CONCENTRATION IS 5%, THE TEMPERATURE IS 35±2°C, TEST TIME 8H MIN, NO OXIDATION OR RUST
4. ORDER INFORMATION:

61H9- R XXX XX 156 C 01

90° 弯插

Pin 数码	端子电镀:	塑胶高度:
SEE TABLE	S1=1u" Gold/Tin	156=15.60mm
004=2*2PIN	S2=3u" Gold/Tin	
~	S5=15u" Gold/Tin	
150=2*75PIN	S6=30u" Gold/Tin	



RECOMMENDED PCB LAYOUT(TOP SIDE)
PCB BOARD TOLERANCE ±0.05

					OPERATION	DRAW	WLY	2023.05.30	SOLEPIN 东莞市硕品电子有限公司 Professional connector manufacturer DONGGUAN SOLEPIN ELECTRONICS CO., LTD.				
					X.X ±0.40	DESIGN	Jensen	2023.05.30					
					X.XX ±0.25	CHECK	Jack	2023.05.30					
					X.XXX ±0.15	APPROVE	Andy	2023.05.30					
AO		NEW			Angle ±3°				SHEET	1/1	TITLE:	2.54x5.08mm 金手指 90° 弯插	
REV	DATE	MODIFICATION DESCRIPTION	CHANGE	APPROVE	DIM.	TOL	UNIT	mm	SCALE	1:1	PROJ.	DRAW NO.	SP-952