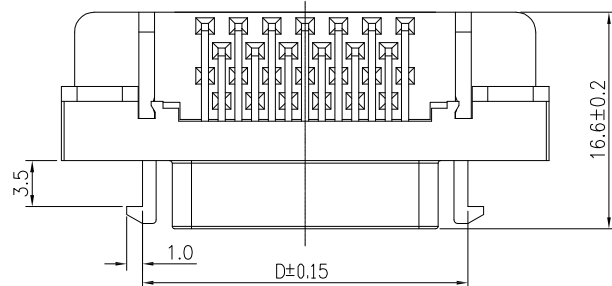
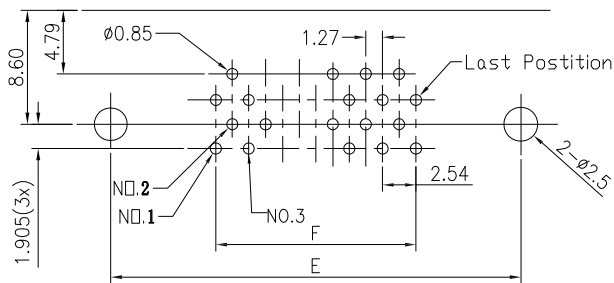


No. of pin	DIMENSIONS						
	A	B	C	D	E	F	G
14	29.57	23.64	12.63	17.25	23.64	7.62	9.52
20	33.40	27.45	16.44	21.06	27.45	11.43	13.10
26	37.19	31.26	20.25	24.76	31.26	15.24	17.10
36	43.54	37.61	26.60	31.11	37.61	21.59	23.40
40	46.15	40.15	29.14	33.65	40.15	24.13	25.99
50	52.50	46.50	35.49	40.00	46.50	30.48	32.29
68	63.92	57.92	46.92	51.43	57.92	41.91	43.77
100	84.18	78.23	67.10	71.75	78.23	62.23	64.09

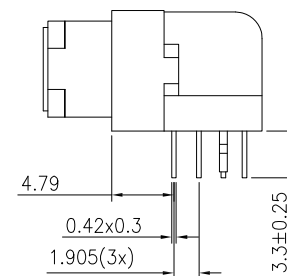

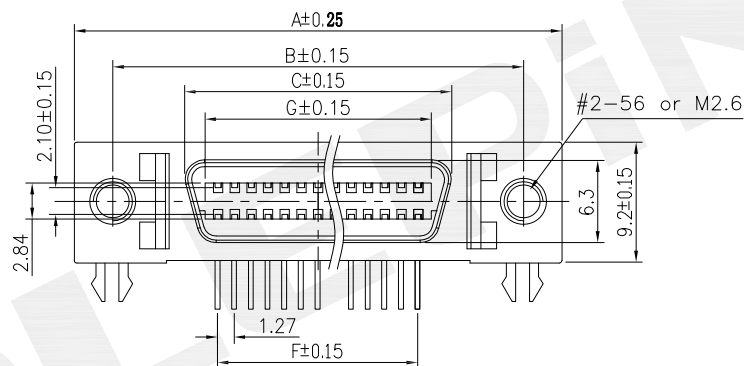


SPECIFICATIONS
 Housing: Thermoplastic, PBT, UL94V-0
 Color: Black
 Contact: Copper Alloy
 Shell: Zinc Alloy
 Voltage Current Rating: 1.0AMP.250V AC
 Insulation Resistance: 500MΩ Min
 Contact Resistance: 30mΩ Max
 Dielectric Withstanding Voltage: 500V AC
 Temperature Range: -40°C to +105°C

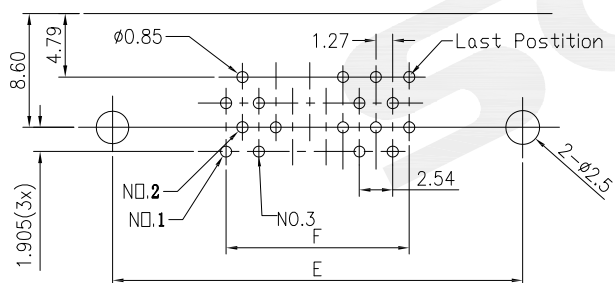
PCB EDGE



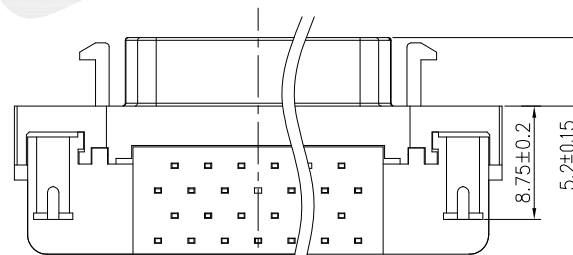
PCB Layout
(14,26,50 Pos)



PCB EDGE



PCB Layout
(20,36,40,68,100 Pos)



Ordering Information

8600-F R XXX XX M N T 01

Connector Type
R=Right Angle

No. of Pins
14,20P,26P,36P
40,50P,68P,100P

Contact Plating
G0=Gold Flash
G1=1u" Gold
G3=5u" Gold
G5=10u" Gold
S0=Gold Flash/Tin
S1=1u" Gold/Tin
S3=5u" Gold/Tin
S5=10u" Gold/Tin

REV	DATE	MODIFICATION DESCRIPTION	CHANGE	APPROVE	OPERATION	DRAW	Althen Zhang	2015/06/01	SCALE	2.5:1	SOLEPIN 东莞市硕品电子有限公司	
					X.X	±0.40			UNIT	mm	DONGGUAN SOLEPIN ELECTRONICS CO., LTD. Specializing in the production of connectors and wiring harness products. HTTP://WWW.SOLEPIN.COM E-MAIL:SALES@SOLEPIN.COM TEL:0769-83003805 FAX:0769-83003036	
					X.XX	±0.25			SIZE	A4	PART NO.	8600-FRXXXXXMNT01
A1	2015/06/01	NEW			X.XXX	±0.15			SHEET	1/1	TITLE:	SCSI Connector Female 90°
					Angle	± 3'			PROJ.	☉	Customer NO.	SOLEPIN12-108
					DIM	TOL	APPROVE					